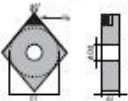
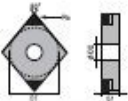
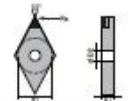
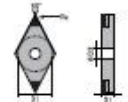
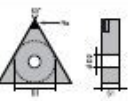
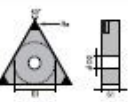
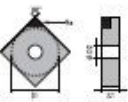
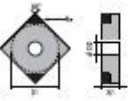
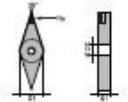
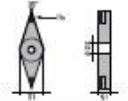
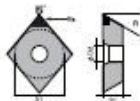
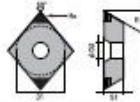
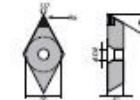
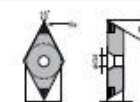
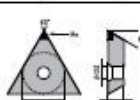
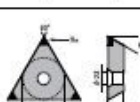
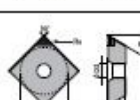
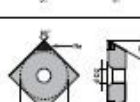
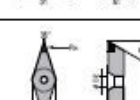
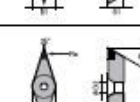



Negative Inserts

Below are the most common shapes along with range of size capabilities. It is also possible to choose other part numbers, different kinds of edges and the screw hole diameter. Contact us and you will have your own inserts fitted to your needs.

Shape	Part Number	Corner	D1	S1	Re	D2
	CNGA 120404-1	1	12,7	4,76	0,4	5,16
	CNGA 120408-1	1	12,7	4,76	0,8	5,16
	CNGA 120412-1	1	12,7	4,76	1,2	5,16
	CNGA 120404-2	2	12,7	4,76	0,4	5,16
	CNGA 120408-2	2	12,7	4,76	0,8	5,16
	CNGA 120412-2	2	12,7	4,76	1,2	5,16
	DNGA 150404-1	1	12,7	4,76	0,4	5,16
	DNGA 150408-1	1	12,7	4,76	0,8	5,16
	DNGA 150412-1	1	12,7	4,76	1,2	5,16
	DNGA 150404-2	2	12,7	4,76	0,4	5,16
	DNGA 150408-2	2	12,7	4,76	0,8	5,16
	DNGA 150412-2	2	12,7	4,76	1,2	5,16
	TNGA 160404-1	1	9,525	4,76	0,4	3,81
	TNGA 160408-1	1	9,525	4,76	0,8	3,81
	TNGA 160412-1	1	9,525	4,76	1,2	3,81
	TNGA 160404-3	3	9,525	4,76	0,4	3,81
	TNGA 160408-3	3	9,525	4,76	0,8	3,81
	TNGA 160412-3	3	9,525	4,76	1,2	3,81
	SNGA 120404-1	1	12,7	4,76	0,4	5,16
	SNGA 120408-1	1	12,7	4,76	0,8	5,16
	SNGA 120412-1	1	12,7	4,76	1,2	5,16
	SNGA 120404-2	2	12,7	4,76	0,4	5,16
	SNGA 120408-2	2	12,7	4,76	0,8	5,16
	SNGA 120412-2	2	12,7	4,76	1,2	5,16
	VNGA 160404-1	1	9,525	4,76	0,4	3,81
	VNGA 160408-1	1	9,525	4,76	0,8	3,81
	VNGA 160412-1	1	9,525	4,76	1,2	3,81
	VNGA 160404-2	2	9,525	4,76	0,4	3,81
	VNGA 160408-2	2	9,525	4,76	0,8	3,81
	VNGA 160412-2	2	9,525	4,76	1,2	3,81

Positive Inserts

Shape	Part Number	Corner	D1	S1	Re	D2
	CCGW 0602-1	1	7°	6,35	2,38	2,8
	CCGW 09T3-1	1	7°	9,525	3,97	4,4
	CPGW 0802-1	1	11°	7,94	2,38	3,5
	CPGW 0903-1	1	11°	9,525	3,18	4,5
	CCGW 09T3-2	2	7°	9,525	3,97	4,4
	CPGW 0802-2	2	11°	7,94	2,38	3,5
	DCGW 0702-1	1	7°	6,35	2,38	2,8
	DCGW 11T3-1	1	7°	9,525	3,97	4,4
	DCGW 11T3-2	2	7°	9,525	3,97	4,4
		TPGW 0802-1	1	11°	4,76	2,38
TPGW 0902-1		1	11°	5,56	2,38	2,9
TPGW 1103-1		1	11°	6,35	3,18	3,4
	TPGW 0902-3	3	11°	5,56	2,38	2,9
	TPGW 1103-3	3	11°	6,35	3,18	3,4
	TPGW 1604-3	3	11°	9,525	4,76	4,8
	SPGW 09T3-1	1	11°	9,525	3,97	4,4
		SPEA 1204-1	1	11°	12,7	4,76
		SPGW 09T3-2	1	11°	9,525	3,97
	SPEA 1204-2	1	11°	12,7	4,76	5,5
	VBGW 1103-1	1	5°	6,35	3,18	2,9
		VBGW 1604-1	1	5°	9,525	4,76
VBGW 1604-2		2	5°	9,525	4,76	4,4